

6

C

# PRODUCT CATALOG

APRIL 2024

# TABLE OF CONTENTS

<b>GRAPHENE NANOTUBES</b>	4
TUBALL™	
<b>PRODUCTS FOR:</b>	
<b>ENERGY STORAGE</b>	14
TUBALL™ BATT H <sub>2</sub> O	
TUBALL™ BATT NMP	
<b>ELASTOMERS</b>	32
TUBALL™ MATRIX 600-x series	
TUBALL™ LATEX	
<b>COMPOSITES &amp; COATINGS</b>	58
TUBALL™ MATRIX 200 / 300-x series	
TUBALL™ COAT_E	
<b>THERMOPLASTICS</b>	72
TUBALL™ MATRIX 800-x series	
<b>SAFETY INFORMATION</b>	86
<b>ABOUT OCSiA</b>	88
<b>CONTACTS</b>	90



**GRAPHENE  
NANOTUBES**

**TUBALL™**

Diameter

**1.6±0.4 nm**

Length

**>5 μm**

## GRAPHENE NANOTUBES

Human existence is shaped by the materials we use. More than 50% of all basic materials can be improved by introducing a universal material: single wall carbon nanotubes. These tiny tubes provide us with a rare opportunity to create nanoaugmented materials that have extraordinary properties.\*



Single wall carbon nanotubes (SWCNTs) should be referred to as graphene nanotubes (GNTs) because each nanotube is an extremely thin rolled-up sheet of graphene. The superiority of graphene nanotubes is due to their exceptional properties, such as superior conductivity, high temperature resistance, strength and flexibility.

\* Estimates based on report and analysis provided by one of the leading management consulting firms.

## TUBALL™

While the huge potential of GNTs has been recognised for many years, until recently their wide application in industry was not possible because of an absence of technology for their mass production, their high price, and a lack of methods for introducing them into materials.

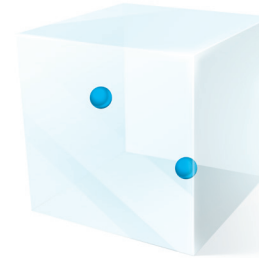
TUBALL™ nanotubes are the first GNTs to be available for commercial applications in a wide range of industries. OCSiAl's breakthrough yet low-cost mass-production technology has made the widespread use of nanotubes economically viable while still preserving their high quality.

## FEATURES


- Best price-to-performance ratio compared with similar products
- Maintains color, elasticity, durability and other key properties
- Versatile for an extremely wide range of applications
- High-quality nanotubes (G/D ratio >90)
- Benefits start from ultralow concentrations
- Adds uniform, permanent and stable electrical conductivity
- Enhances mechanical properties of materials

## HOW IT WORKS


TUBALL™ provides significant improvements in material properties upon the addition of ultralow loadings – starting from only 0.01%.



Microparticles



Nanofibers




GNTs

The same concentration of particles (~0.1%) in the same volume.




Unlike conventional additives such as multi wall carbon nanotubes, carbon fibers, and most types of carbon black that unevenly disperse in a material's matrix, GNTs create a 3D uniform reinforced and conductive network.

### NANOTUBES: THE ULTIMATE CARBON MATERIAL

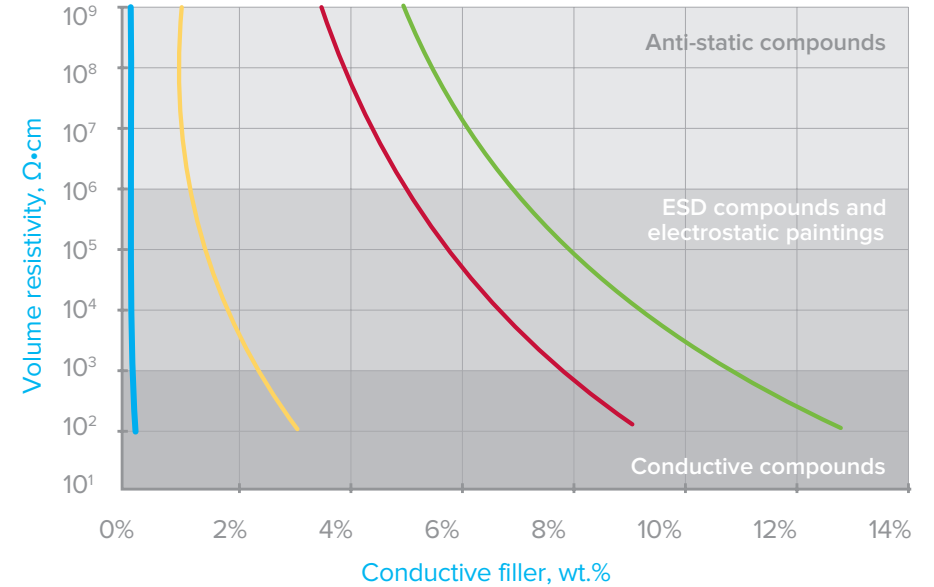
Conductive carbon black



TUBALL™ graphene nanotubes



### THERMOSETS WITH TUBALL™ SHOW A SIGNIFICANT INCREASE IN CONDUCTIVITY




- TUBALL™ graphene nanotubes
- Multi wall CNT
- Premium carbon black
- Conductive carbon black

Results for unfilled polyester resin. ASTM D257.

## TRULY UNIVERSAL MATERIAL

To easily and properly incorporate TUBALL™ into materials, OCSiAI has developed and successfully brought to market a line of pre-dispersed concentrates, masterbatches and suspensions that are compatible with various industry-standard formulations.

For more information on TUBALL™ application in a specific matrix, refer to the product listing in the catalog or contact the nearest OCSiAI office for assistance in selecting the right solution.



The background of the image is a dark, monochromatic scene. It features a blurred image of a car, likely an electric vehicle, positioned in the center. To the right, a charging cable is visible, extending from the top right towards the center. The overall aesthetic is clean and modern, with a focus on the text.

# **PRODUCTS FOR ENERGY STORAGE**



# TUBALL™ BATT

TUBALL™ BATT is a ready-to-use dispersion designed to easily incorporate TUBALL™ into electrode formulations during the battery manufacturing process.

TUBALL™ BATT provides a complete or partial substitute for carbon black in battery electrodes and can replace several percent of carbon black with 0.02–0.1% of TUBALL™.

TUBALL™ forms conductive 3D networks between active material particles at very low concentrations. The nanotubes reinforce the electrode structure and improve its mechanical stability during cycling. TUBALL™ improves adhesion by establishing strong ties between the particles, reducing the amount of binder required.





# TUBALL™ BATT H<sub>2</sub>O

Ultrafine TUBALL™ dispersion in H<sub>2</sub>O for high-energy Si-based anodes.

## CUSTOMER CASE

Customer: 3C battery maker

Product: Pouch cells for mobile phones

Why TUBALL™: Improving volumetric density of the battery is required

Dosage in recipe: 0.05%–0.1% of TUBALL™ in SiOx + graphite in anode slurry recipe

The result: 800 Wh/l volumetric density is achieved with a good cycle life performance

## FEATURES

Creates a robust network inside the Si-anode and solves the problem of its degradation, allowing Li-ion battery makers to use record high quantities of silicon in the recipes of their cells for the first time and reach the desired energy density targets, as well as unlocking fast-charging capabilities. The key element of Si-based anodes in the majority of silicon anode projects worldwide.

- Compatible with the majority of state-of-the-art SiOx or Si/C anode recipes
- CMC or other binders available
- Low content of foreign impurities
- Ready, easy to use, efficient: proven by leading Li-ion battery makers

## BENEFITS



### SOLVES THE SI-ANODE DEGRADATION PROBLEM

20% SiO/C anodes with up to 600 mAh/g capacity thanks to TUBALL™ BATT H<sub>2</sub>O result in a battery cycle life acceptable to the modern EV industry.



### RECORD HIGH ENERGY DENSITY ACHIEVABLE

Boosts energy density up to 300 Wh/kg and 800 Wh/l due to Si-anode enabling.



### CYCLE LIFE THAT MEETS THE TARGETS OF THE MODERN EV INDUSTRY

Makes it possible to retain >80% capacity after 1,500 cycles.



### FAST-CHARGING ABILITY UNLOCKED

Up to 4C charge-rate achievable due to high silicon content enabled by TUBALL™.



# TUBALL™ BATT NMP

Ultrafine TUBALL™ dispersion in NMP for high-energy cathodes.

Unmatched TUBALL™ conductivity for improved battery safety and energy density now comes in an optimized, more cost-efficient dispersion.

## FEATURES

- Dispersion optimized specially for cathodes
- More than 80% solids achievable
- Low Fe content
- Choice of PVDF possible
- Ready and easy to use

## CUSTOMER CASE

Company: Manufacturer of cylindrical batteries for various applications

Product: Cylindrical battery 18650

Why TUBALL™: Too much heat from high discharge rate mode as well as not enough power at lower temperatures

Dosage in recipe: 0.04%–0.08% of TUBALL™ in cathode slurry recipe

The result: DCR decreased significantly, improved continuous discharge rate at 0°C

## BENEFITS



### BOOSTED ENERGY DENSITY

Thanks to 10–60 times lower loading of conductive additive. Up to 98.8% active material content possible in dry electrode.



### IMPROVED ADHESION

Two-times higher thanks to the bond strength between cathode particles.



### HIGHER SAFETY

Increased safety due to two-times lower battery resistance increase (DCR).



### HIGHER DISCHARGE POWER

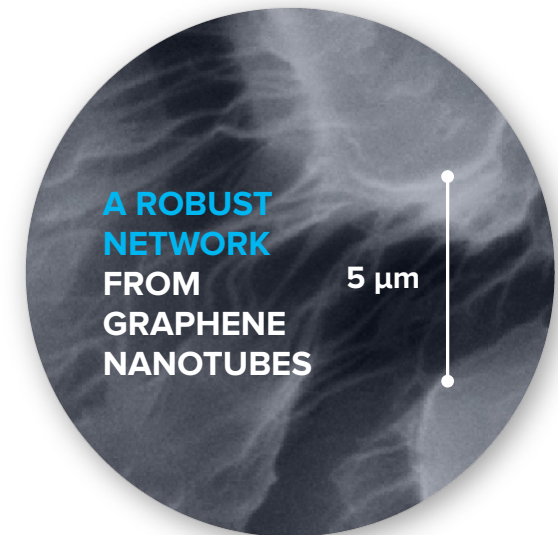
Increases >50% at high discharge rates.

# ANODES

TUBALL™ graphene nanotubes cover the surface of the silicon particles and create highly conductive and durable connections between them. These connections are so dense, long, conductive, and strong that even when the silicon particles in the anode expand and the material starts to crack, the particles stay well connected to each other through the TUBALL™ graphene nanotubes. This prevents the anode from going out of service—the hugely improved cycle life is enough to meet even the most strict EV manufacturer requirements.

# TUBALL™ UNLOCKS MASS PRODUCTION OF EV BATTERIES WITH SILICON ANODES

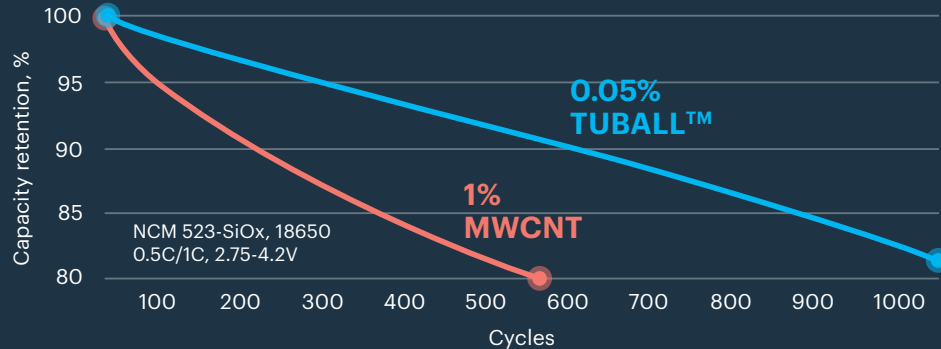
Bridging silicon anode particles and preventing their degradation during silicon volume expansion and cracking



**TUBALL™ SOLVES THE SILICON ANODE PROBLEM, PREVENTING ITS DEGRADATION**

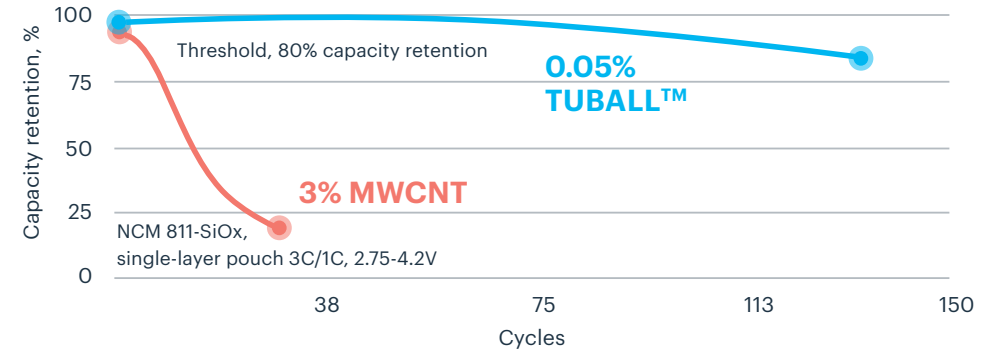
# Silicon-based anodes: 10% SiO<sub>x</sub>/SiC

Drastically improved cycle life with small addition of TUBALL™.



# Silicon-based anodes: 90% SiO<sub>x</sub>/SiC

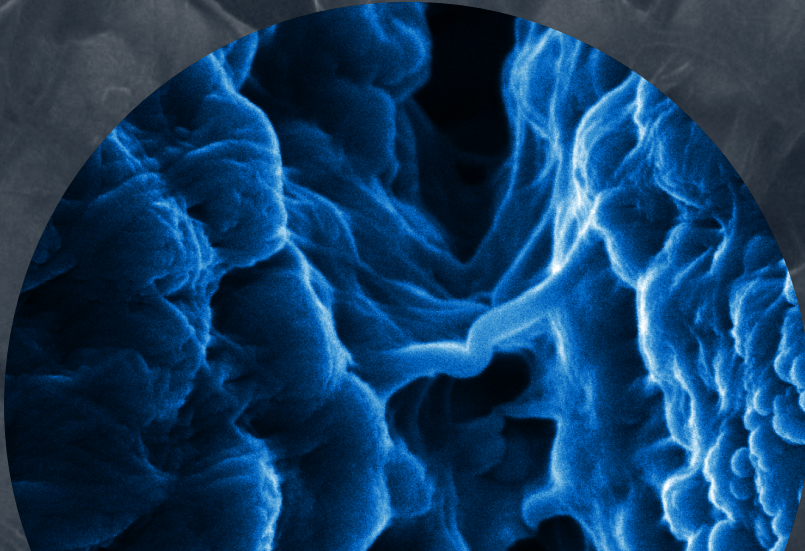
The more silicon in the anode, the more essential becomes the usage of graphene nanotubes in the design. A higher content of silicon in the anode leads to higher anode volume expansion during cycling, thus the more essential it becomes to have a robust long-distance conductive network in the electrode keeping silicon anode particles connected to each other, which TUBALL™ is able to create in an unparalleled manner.



# CATHODES

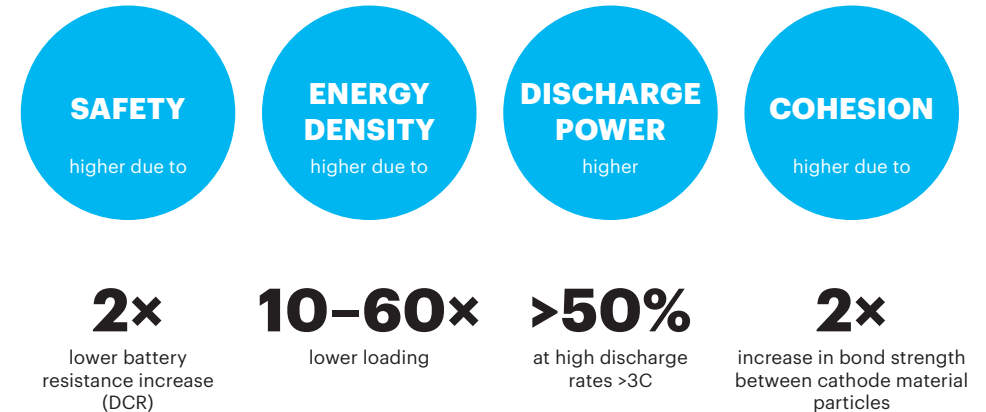
Robust long-distance electrical network from TUBALL™ nanotubes.

A robust TUBALL™ network works like a high-speed highway for electrons and makes it possible to achieve uniform low electrode internal resistance and improved durability of the electrode.



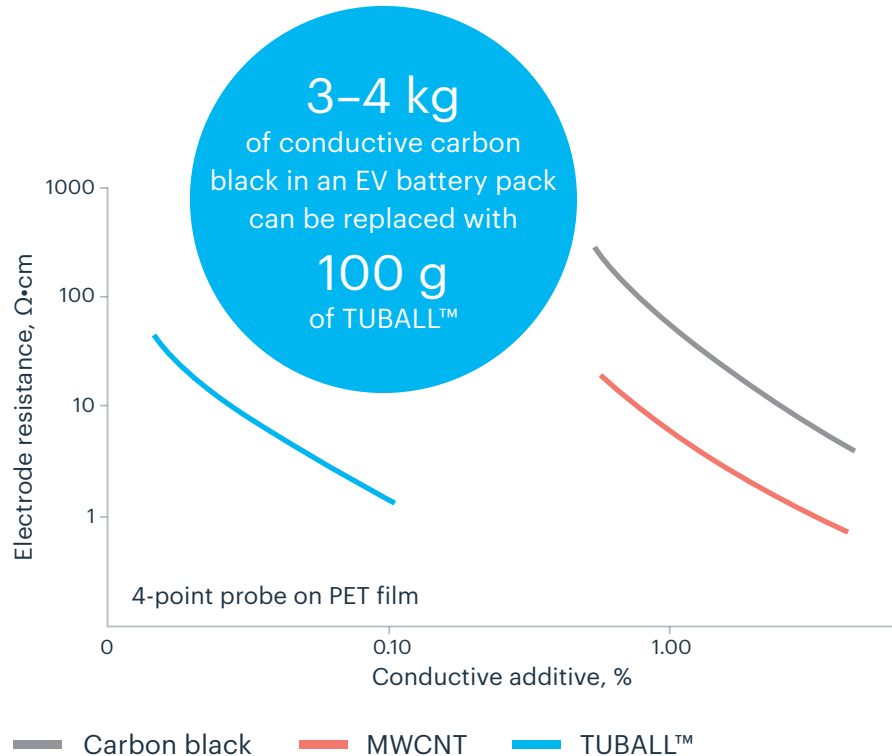
## TUBALL™ NETWORK IMPROVES KEY PARAMETERS

In comparison with MWCNT and carbon black cathode formulas:



## LOW DOSAGE EXAMPLE IN NCM

Less than 0.1% TUBALL™ graphene nanotubes provides higher energy density. This concentration is 10–60 times lower than that required when using multi-wall carbon nanotubes or carbon black as a conductive material.

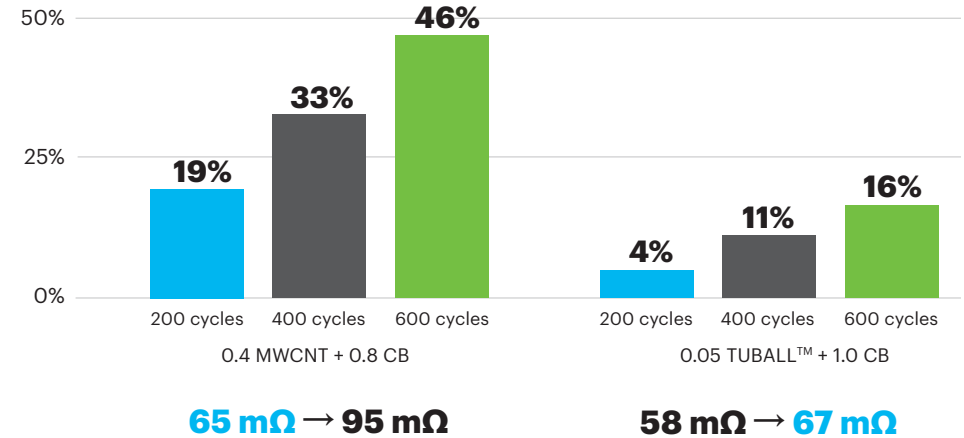


## DCR IN NCM 811 EXAMPLE

The fact that TUBALL™ bundles create highly conductive longdistance routes for electrons between active material particles leads to the fact that even a small amount of TUBALL™ graphene nanotubes is enough to create well-developed conductive networks in the electrode at an ultralow working dosage and thus reduce internal battery cell resistance (DCR).

The lower battery DCR results in lower temperature buildup and thus a reduced risk of a battery fire. This is a crucial safety benefit made possible by TUBALL™ graphene nanotubes.

DCR increase during 45°C cell cycling



Formulation with TUBALL™ demonstrates significantly lower DCR increase. Cells with TUBALL™ reach initial DCR level of cells without it only after 600 cycles.

# THICK CATHODES AND ANODES

Robust TUBALL™ network makes it possible to create electrodes with record high electrode thickness by strengthening the bond between active material particles.

No cracks in the electrode with TUBALL™ even at very high electrode loadings.

LFP example:

3% Carbon black 16 mg/cm <sup>2</sup>	1% MWCNT 1% Carbon black 28 mg/cm <sup>2</sup>	0.1% TUBALL™ 16 mg/cm <sup>2</sup>
3% Carbon black 18 mg/cm <sup>2</sup> crack	1% MWCNT 1% Carbon black 32 mg/cm <sup>2</sup> crack	0.1% TUBALL™ 24 mg/cm <sup>2</sup> no crack
3% Carbon black 24 mg/cm <sup>2</sup> crack	1% MWCNT 1% Carbon black 36 mg/cm <sup>2</sup> crack	0.1% TUBALL™ 45+ mg/cm <sup>2</sup> no crack

# DRY ELECTRODE COATING PROCESS

Ensuring uniform long-distance electrical connections between active material particles is of even greater importance in emerging dry electrode coating tech, as the average thickness of the electrodes is higher and the distribution of conductive additives is nonuniform.

TUBALL™ + PTFE composites make it possible to create robust, uniform networks.



**TUBALL™ BATT READY-TO-USE PRODUCTS FOR LIBs**

	GNTs, %	DISPERSING AGENT, %	METAL IMPURITIES, PPM	DESCRIPTION
FOR CATHODES				
0.4% TUBALL™ BATT NMP	0.4%	PVDF 2%	1-5	Fine TUBALL™ dispersion in NMP to reduce DCR, maximise energy density due to higher active material content, improve electrode cohesion and C-rate, increase electrode thickness.
1% TUBALL™ BATT NMP	1%	PVDF 2%	1-5	Next generation of TUBALL™ dispersions in NMP with 2.5× higher TUBALL™ content. Cost-parity with high-quality MWNCT.
0.4% TUBALL™ BATT HNBR	0.4%	HNBR 0.4%	1-5	Ultrafine TUBALL™ dispersion in NMP that can reduce DCR and improve cycle-life even further. Recommended for LCO chemistries.
FOR Si/C ANODES				
0.4% TUBALL™ BATT H <sub>2</sub> O	0.4%	CMC 0.6%	1-5	Fine TUBALL™ dispersion in H <sub>2</sub> O. Improves cycle-life of SiO <sub>x</sub> , Si/C, and metallurgical Si anodes, enabling their industrial adoption in high-energy cells. Industry standard.
0.8% TUBALL™ BATT H <sub>2</sub> O	0.8%	CMC 0.8%	1-5	Next generation of TUBALL™ dispersions in H <sub>2</sub> O with 2× higher TUBALL™ content.



**PRODUCTS  
FOR ELASTOMERS**

### APPLICATION EXAMPLES



Non-marking solid tires



Cables



Textile coatings



Conveyor belts and rollers




O-rings, hoses, jackets,  
heat-resistant cords and plates



Pressure-sensitive adhesive film



Rubber seals



ESD gloves

# TUBALL™ MATRIX FOR SILICONES

TUBALL™ MATRIX 601, 602 and 605 are nanotube concentrates specifically designed to provide superior electrical conductivity to silicone compounds (LSR – liquid silicone rubber, RTV – room temperature vulcanized rubber, and HCR – high consistency rubber) while retaining mechanical properties and minimally impacting the host matrix.



# TUBALL™ MATRIX 601 / 602 / 605

**PROPERTY** — Electrical conductivity



**TUBALL™ MATRIX 601**

**Carrier:** polydimethylsiloxane oil

**KEY APPLICATIONS**

- LSR (liquid silicone rubber)
- RTV (room temperature vulcanised) silicones



**TUBALL™ MATRIX 602**

**Carrier:** vinyl-terminated polydimethylsiloxane

**KEY APPLICATIONS**

- LSR (liquid silicone rubber)
- HCR (high consistency rubber)



**TUBALL™ MATRIX 605**

**Carrier:** silicone gum

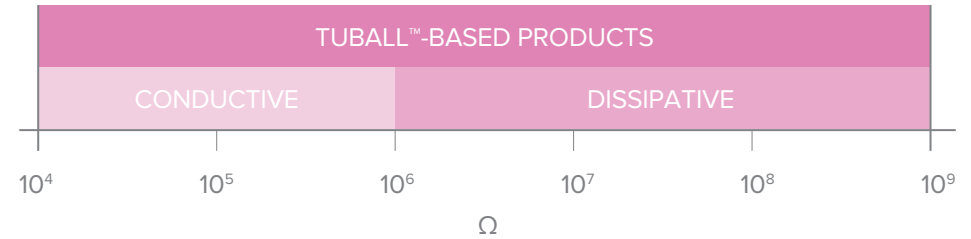
**KEY APPLICATIONS**

- HCR (high consistency rubber)

**CONDUCTIVE SILICONES WITH TUBALL™ MATRIX**

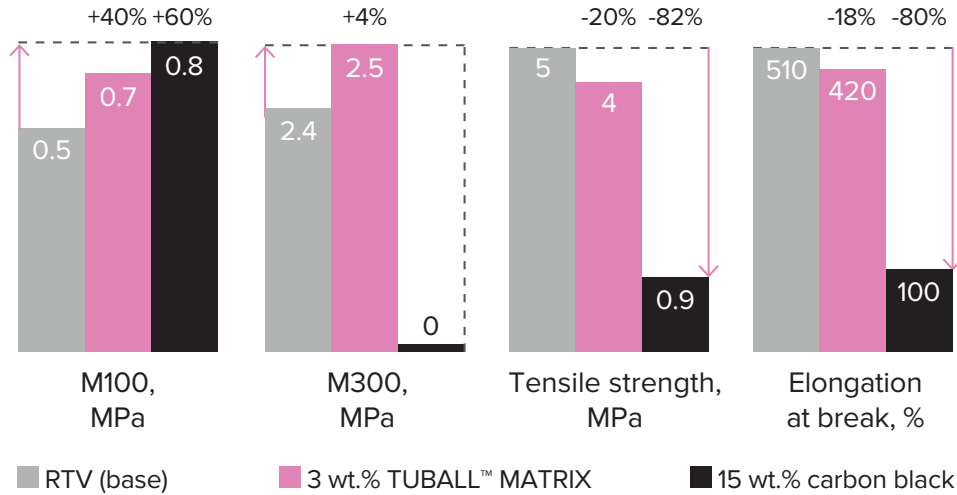
	Currently available	TUBALL™ MATRIX
Volume resistivity level	<100–10 <sup>8</sup> Ω·cm	<100–10 <sup>8</sup> Ω·cm
Concentration of conductive filler	30–70 wt.%	0.5–5 wt.%
Retain mechanical properties	No	Yes
Allow coloration	No	Yes

**FULL RANGE OF RESISTIVITY**



### MECHANICAL PROPERTIES OF RTV WITH 3 wt.% TUBALL™ MATRIX 601 IN COMPARISON WITH CONDUCTIVE CARBON BLACK\*

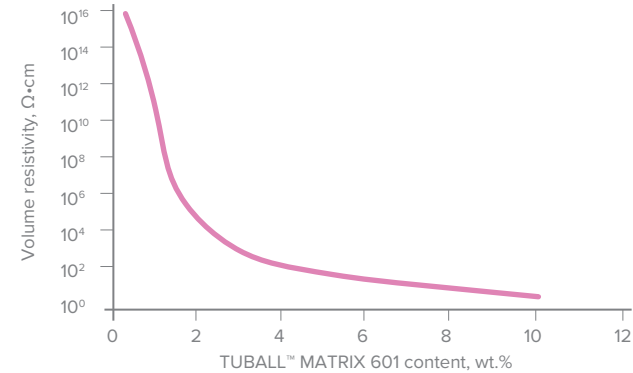
Volume resistivity 200 Ω·cm



TUBALL™ MATRIX makes it possible to produce conductive compounds without impairing flexibility or mechanical properties

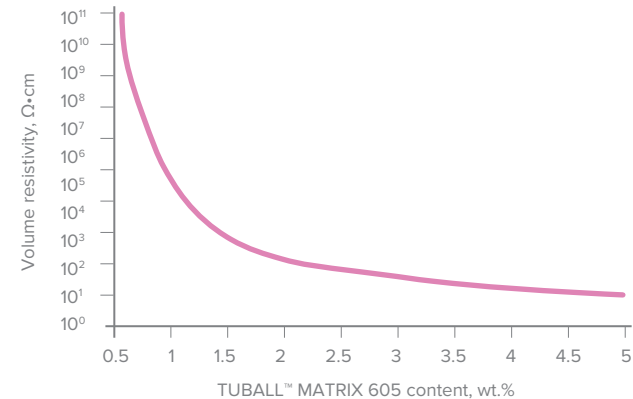
\* Measurements conducted according to ASTM D412. Study was conducted with conductive carbon black VULCAN® XC72R.

### VOLUME RESISTIVITY OF LSR SILICONE WITH TUBALL™ MATRIX 601 IS IN THE RANGE 10–10<sup>16</sup> Ω·cm\*



\* Tested in two-component LSR (Shore 40). Measurements conducted according to ASTM D991.

### VOLUME RESISTIVITY OF HCR SILICONE WITH TUBALL™ MATRIX 605 IS IN THE RANGE <10–10<sup>11</sup> Ω·cm\*



\* Tested in HCR (Shore 60). Measurements conducted according to ASTM D991.

# TUBALL™ MATRIX FOR RUBBERS

TUBALL™ MATRIX 600-x series are nanotube concentrates designed to impart required electrically conductive properties to rubbers and to significantly enhance their mechanical properties.



# TUBALL™ MATRIX 610 / 620.3

**PROPERTY** — Electrical conductivity



## TUBALL™ MATRIX 610

**Carrier:** Polymer,  
paraffinic mineral oil

### KEY APPLICATIONS

- EPDM



## TUBALL™ MATRIX 620.3

**Carrier:** Polymer,  
TDAE oil

### KEY APPLICATIONS

- NR
- BR

## FEATURES OF TUBALL™ MATRIX FOR RUBBERS:

- Suitable for anti-static, static dissipative, and conductive applications
- Extremely low loadings of nanotubes that preserve properties
- Retain mechanical properties including softness
- Maintain rheology and viscosity
- Standard processing and mixing equipment
- Allows for colored ESD compounds

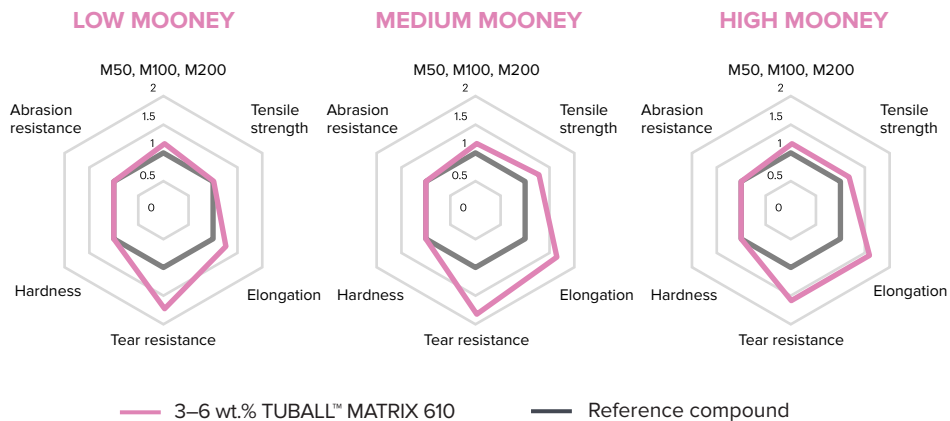
Ensuring long service life and stable conductive properties to crucial products and processes, nanotube-modified rubbers are widely used in the electronics, automotive, and tire, oil & gas, and other industries.

OCSiAl has developed a variety of products based on TUBALL™ graphene nanotubes for EPDM, NBR, SBR, blends of NR/BR, FKM, and other types of rubbers.



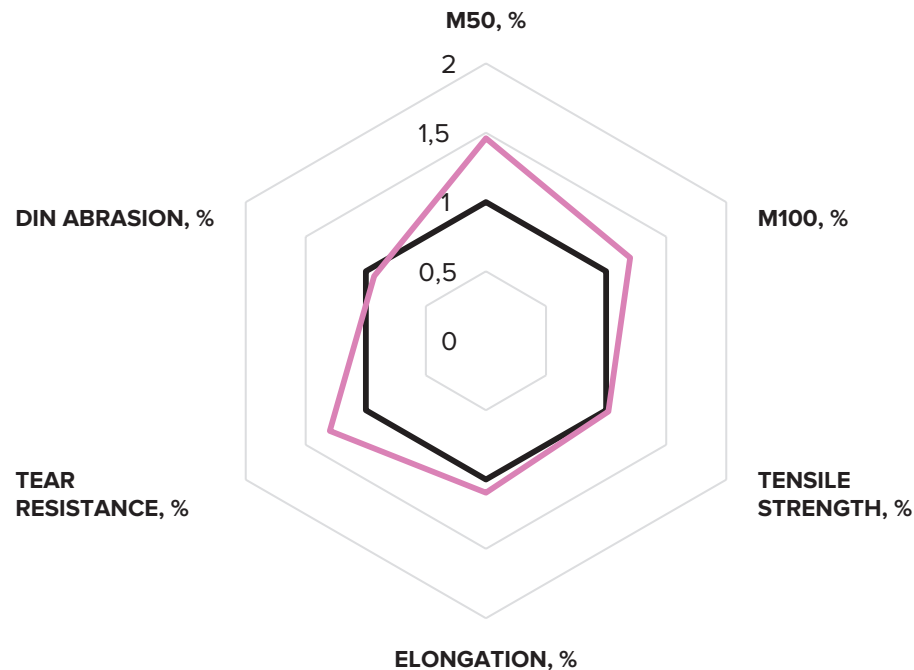


### IMPROVEMENT OF TEAR STRENGTH AND TENSILE PARAMETERS EVALUATION IN 3 VISCOSITY TYPES OF EPDM



- M50, M100, M200 increased by 15–20%
- Tensile strength increased by 16–23%
- Tear resistance increased by 25–103%
- Abrasion resistance increased by 3–11%
- No drawback in elasticity
- Electrical resistivity  $10^6$ – $10^9$   $\Omega \cdot \text{cm}$

### MECHANICAL PROPERTIES OF ANTI-STATIC NON-MARKING NR/BR SILICA BASED COMPOUND WITH TUBALL™ MATRIX 620.3



# TUBALL™ LATEX

TUBALL™ LATEX is a water-based suspension for manufacturing latex gloves and latex products with anti-static properties, while retaining mechanical properties and minimally impacting the host matrix.

TUBALL™ LATEX makes it possible to attain permanent and humidity-independent conductivity that is fully compliant with the most demanding applications, including the new European standard EN 16350:2014 (EN 1149) for anti-static properties in safety wear.



### TOUCHSCREEN OPERATION WITH INDUSTRIAL GLOVES

TUBALL™ graphene nanotubes provide an anti-static effect that allows smooth operation of touchscreens without gloves having to be removed and that ensures worker and product protection.

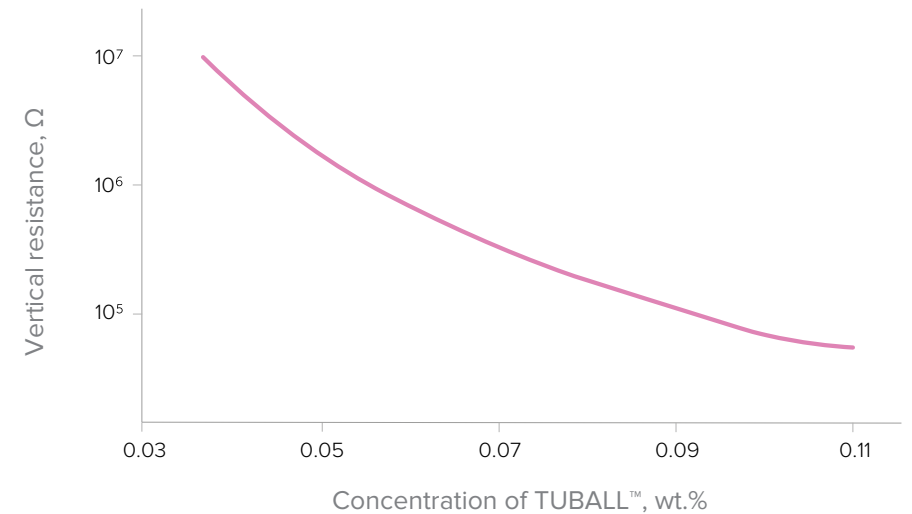
#### KEY BENEFITS

- Stable ESD properties according to international standards for protective wear
- Standard liners without conductive yarns
- No changes in formulation or dipping process
- Allows coloration



### ANTI-STATIC NITRILE LATEX WITH TUBALL™

	Current solutions	Results with TUBALL™
Specific resistance level	$10^7$ – $10^{11}$ Ω	$10^2$ – $10^{11}$ Ω
Concentration of conductive filler	5–25 wt.%	0.03–0.075 wt.%
Negative impact on mechanical properties	Yes	No
Color retention	No	Yes



Measurement of electrical resistivity according to EN 16350:2014 carried out on teraohmmeter: TO-3 cable; electrode type - TE 50 for textile measurement (DIN 54345-1, DIN EN 1149-1 and DIN EN 1149-2)

**ESD GLOVES WITH TUBALL™**  
**PU & NITRILE LATEXES**

**LINER PU GLOVE**

industrial  
 0.06 wt.%



**NITRILE LATEX GLOVE**

cleanroom  
 0.06 wt.%



**LINER NITRILE GLOVE**

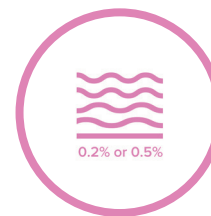
industrial\*  
 0.06-0.1 wt.%



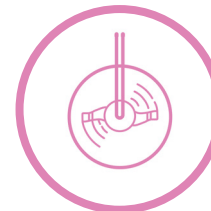
**ELECTRICAL RESISTANCE 10<sup>7</sup> Ω**

\*Gloves made by industrial partners with TUBALL™


**HOW TO MAKE YOUR GLOVES CONDUCTIVE WITH TUBALL™**



User-friendly water-based dispersion  
 available in two concentrations of TUBALL™



Standard compounding and dipping process



Touchscreen gloves compliant with international  
 standards for protective wear

**TUBALL™ GRAPHENE NANOTUBE SOLUTIONS FOR ELASTOMERS**

PRODUCT	CARRIER MEDIUM	TARGET SYSTEMS						
		LSR silicone	RTV silicone	HCR silicone	EPDM	NR	BR, IR, SBR	NBR, PU, NR latex
SILICONES								
<b>MATRIX 601</b>	Polydimethylsiloxane	●	●					
<b>MATRIX 602</b>	Siloxanes and silicones vinyl group-terminated	●	●	●				
<b>MATRIX 605</b>	Siloxanes and silicones vinyl group-terminated			●				
LATEX								
<b>LATEX H<sub>2</sub>O 0.5% (NSA)</b>	Water + anionic surfactant (sodium salt of polynaphthalene sulphonic acid)							●
RUBBERS								
<b>MATRIX 610</b>	Polymer, paraffinic mineral oil				●			
<b>MATRIX 620.3</b>	Polymer + plasticizer					●	●	

Based on Selection Guide V07



**PRODUCTS  
FOR COMPOSITES  
& COATINGS**

# TUBALL™ MATRIX 200 / 300-X SERIES

TUBALL™ MATRIX 200 / 300-x series are nanotube concentrates designed to provide permanent, uniform electrical conductivity to various materials: epoxy, polyurethane, polyester, etc. TUBALL™ MATRIX is compatible with a variety of color shades while meeting ESD standards.



## APPLICATION EXAMPLES



GFRP pipes




Equipment for mines, electronics, chemical plants and petrol stations



Epoxy and PU anti-static flooring



Gelcoats and moldcoats



Industrial rollers



Housing/packaging for sensitive electronics, and combustible powders or liquids



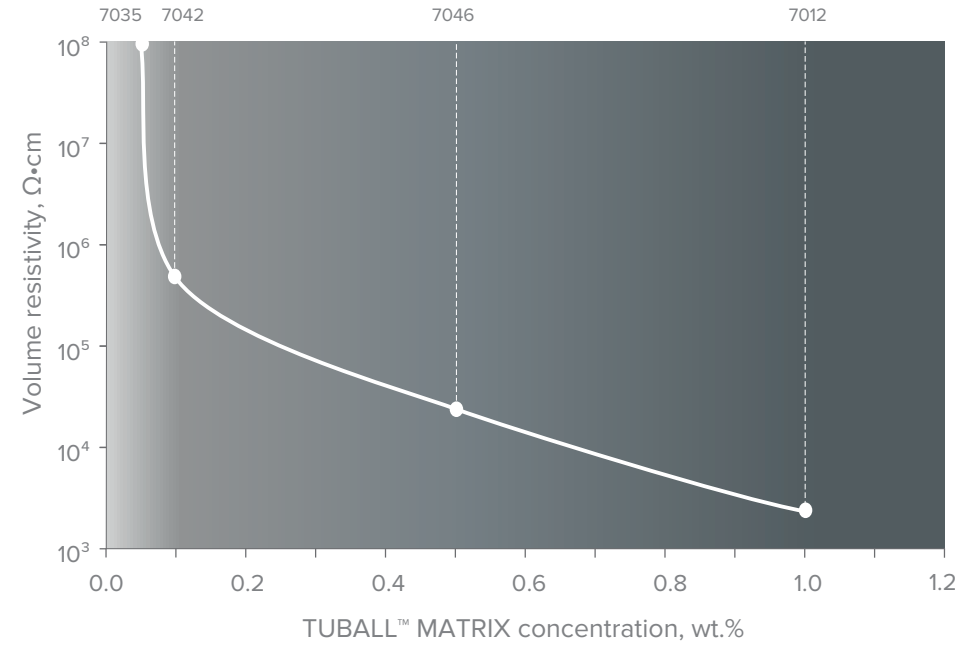
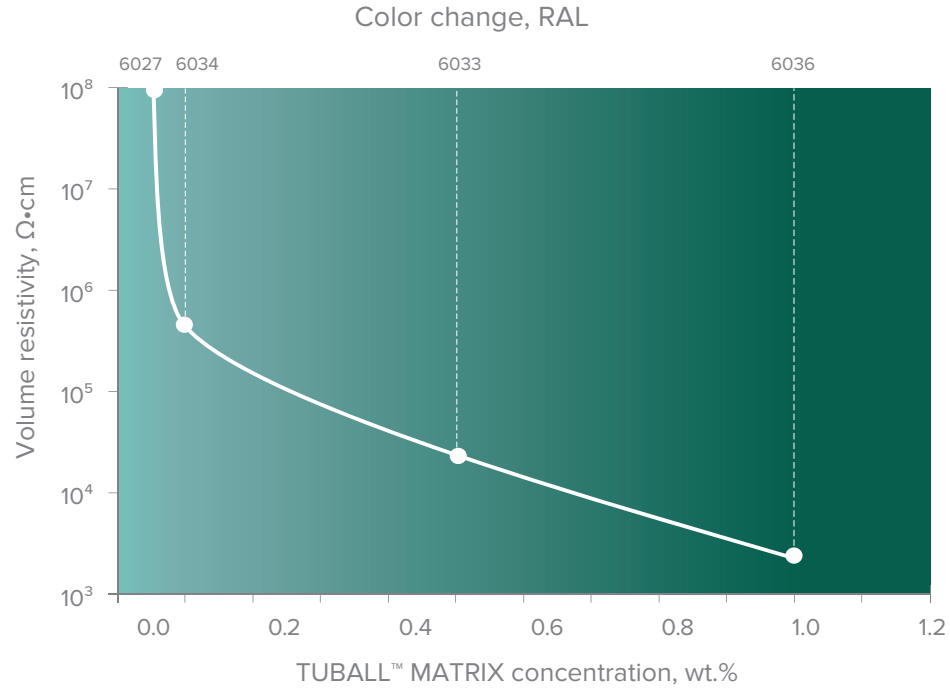
Lining coatings



Conductive primers for plastic components



### TUBALL™ MATRIX CONDUCTIVITY AND COLOR



**Note:** all samples include 5 wt.% of  $\text{TiO}_2$  as a whitening agent.  
Results for epoxy resin D.E.R. 351. ASTM D257

# TUBALL™ COAT\_E

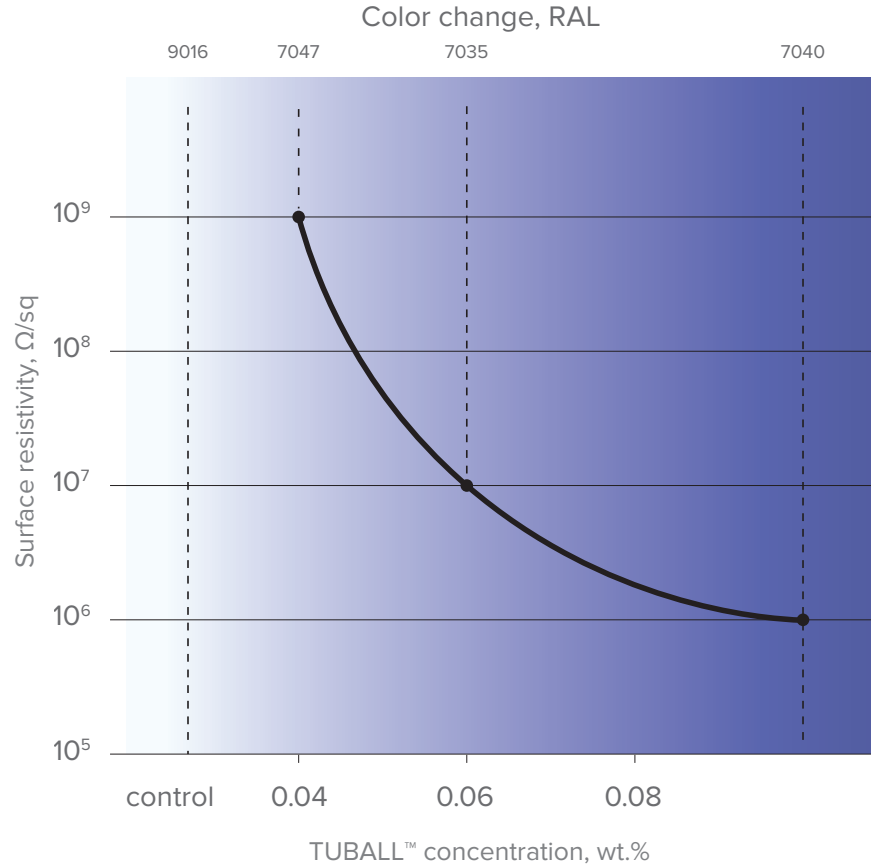
TUBALL™ COAT\_E is an easy-to-use single wall carbon nanotube suspension in water that provides permanent anti-static properties to waterborne paints and coatings with minimal impact on their color and mechanical properties.

TUBALL™ COAT\_E is suitable for production of anti-static waterborne paints and coatings intended for the following applications:

- UV coating
- Packaging for electronics

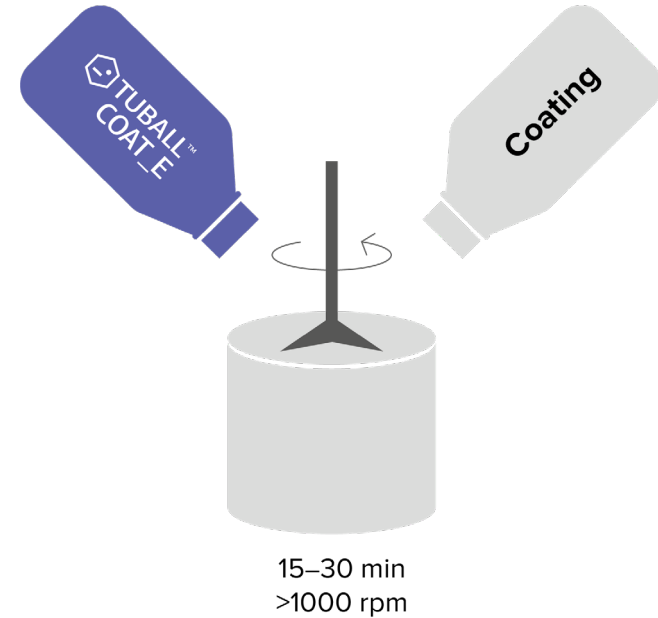


### TUBALL™ COAT\_E IS SUITABLE FOR COLORED AND TRANSPARENT SYSTEMS



Permanent electrostatic dissipative and conductive properties with color and/or transparency are achieved by simply mixing TUBALL™ COAT\_E with the paint system.

- Easy to use
- Efficient ESD protection
- Permanent conductivity
- Suitable for colored and transparent systems



### TUBALL™ GRAPHENE NANOTUBE SOLUTIONS FOR COMPOSITES & COATINGS

PRODUCT	CARRIER	COMPOSITION	Target systems													
			Solvent-free				Solvent-based						Water-based			
			Epoxy	Polyester	Vinyl-ester	Polyurethane	Epoxy	Polyester	Vinyl-ester	Polyurethane	Melamine	Phenolic resoles	Acrylic	Epoxy	Polyurethane	Acrylic
TUBALL™ MATRIX concentrates (Black flakes paste @ standard dosage 0.1%–1.0%)																
<b>MATRIX 201</b>	Plasticizer	Fatty acid glycidyl ester (2,3-epoxypropyl neodecanoate, CAS-No. 26761-45-5)	●													
<b>MATRIX 202</b>	Plasticizer	Fatty carboxylic acid ester derivatives				●										
<b>MATRIX 203</b>	Plasticizer + stabilizing agent	Fatty acid glycidyl ester (2,3-epoxypropyl neodecanoate, CAS-No. 26761-45-5) + (polymer + ammonium salt of polyolefins-based derivative (CAS-No. 398475-96-2))					●			●						
<b>MATRIX 204</b>	Plasticizer + stabilizing agent	Triethylene glycol dimethacrylate (CAS-No. 109-16-0) + ammonium salt of polyolefins-based derivative (CAS-No. 398475-96-2)		●	●			●	●	●	●		●			
<b>MATRIX 207</b>	Plasticizer	Alkyl glycidyl ether (Oxirane, mono[(C12-14-alkyloxy)methyl] derivative, CAS No. 68609-97-2)	●													
<b>MATRIX 208</b>	Plasticizer + stabilizing agent	Alkyl glycidyl ether (Oxirane, mono[(C12-14-alkyloxy) methyl] derivative, CAS-No. 68609-97-2) + ammonium salt of polyolefins-based derivatives (CAS-No. 398475-96-2)					●			●						
<b>MATRIX 209</b>	Plasticizer	Fatty carboxylic acid ester derivatives				●										
<b>MATRIX 301</b>	Surfactant	Ethoxylated alcohol (C12-15-branched and linear, ethoxylated propoxylated, CAS No. 120313-48-6)	●			●										
<b>MATRIX 302</b>	Surfactant + stabilizing agent	Alkylene glycol derivative + stabilizing agent ((disodium 2,2'-(1,1'-biphenyl)-4,4'-diyldivinylene) bis (benzenesulphonate, CAS No. 27344-41-8))										●		●	●	●
TUBALL™ suspensions COAT_E (Black liquid @ standard dosage 1.5%–6.4%)																
<b>COAT_E</b> H <sub>2</sub> O 0.4% (SDBS) beta	Water + anionic surfactant	Water + anionic surfactant (sodium dodecylbenzenesulfonate, CAS No. 25155-30-0)												●	●	●
<b>COAT_E</b> H <sub>2</sub> O 0.4% (DBD) beta	Water + distyrylbiphenyl-derivative	Water + distyrylbiphenyl-derivative, (CAS No. 27344-41-8)												●	●	●



**PRODUCTS FOR  
THERMOPLASTICS**

# TUBALL™ MATRIX 800-X SERIES

TUBALL™ MATRIX 800-x series is a line of concentrates based on TUBALL™ graphene nanotubes that has been specifically designed to provide superior electrical conductivity to thermoplastic materials, while retaining mechanical properties and minimally impacting the host matrix.

TUBALL™ MATRIX 800 line is designed for the most demanding applications in the automotive, petrochemical, oil and gas, healthcare, pharmaceutical and electronics industries.



## APPLICATION EXAMPLES



ESD containers



Ventilation ducting




Anti-static signal lamps



Conductive compounds for e-painting



Semiconductive shielding materials



Anti-static textiles








Treadmill belts



Glass fiber filled thermoplastics injection molded parts

### TUBALL™ FOR THERMOPLASTICS

PRODUCT	CARRIER	Form*	Target systems													
			Polyethylene	PE rotomolding	Polypropylene	PVC	Thermoformed HIPS	TPU	GF PPS	ABS	PC	PC-ABS	PA	GF filled PA	GF filled PBT	Powder coatings
TUBALL™ MATRIX concentrates (pellets or black flakes paste @ standard dosage 0.3%–3.0%)																
	Polyol ester	PLT					●	●	●	●	●	●	●	●		
	Epoxidized fatty acid glyceride + stabilizing agent (CAS-No. 162627-31-8, CAS-No. 64742-55-8)	PST				●										
	Polyethylene wax	PLT	●	●	●										●	
	Reaction mass of fatty acids, montan-wax, ethylene esters	PLT	●	●	●		●	●	●						●	●
TUBALL™ suspensions COAT_E (black liquid @ standard dosage 1.5%–6.4%)																
	Water + anionic surfactant (sodium dodecylbenzenesulfonate, CAS-No. 25155-30-0)	SPSN		●												

\* PLT – pallets, PST – paste, SPSN – suspension

\*\* PVC plastisol specific

Based on Selection Guide V09



# TUBALL™ MATRIX 808 / 814

**PROPERTY** — Electrical conductivity



## TUBALL™ MATRIX 808

**Carrier:** polyol ester

**Materials:** TPU, GF filled PPS, ABS, PC, PC-ABS, PA, GF filled PA, GF filled PBT, Thermoformed HIPS

**Working dosage:**

0.5–5 wt.%

**Shape:** pellets



## TUBALL™ MATRIX 814

**Carrier:** epoxidized soybean oil and polymeric stabilizing agent

**Materials:** PVC-plastisol

**Working dosage:**

0.25–2 wt.%

**Shape:** paste

## FEATURES OF TUBALL™ MATRIX FOR THERMOPLASTICS:

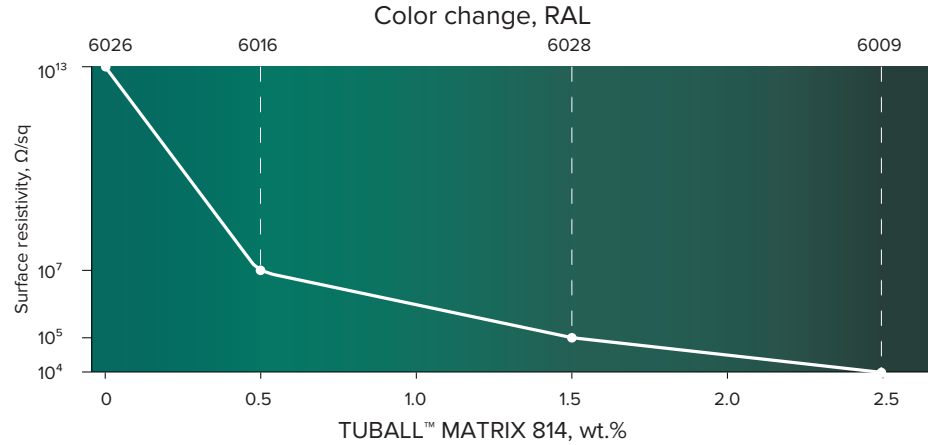
- Provides thermoplastic compounders with opportunities to develop new conductive products
- Surface resistivity of  $10^8$ – $10^9$   $\Omega$ /sq\*
- Volume resistivity of  $10^3$ – $10^9$   $\Omega$ ·cm\*
- Maintains good balance of mechanical properties
- Stable performance reducing the number of out-of-spec parts
- Permanent homogeneous resistivity without “hot spots”
- Good processability
- High surface quality
- Allows production of conductive parts that retain colors
- Freedom to incorporate other functional ingredients

\* Dosages and values can vary depending on the formulation, processing and products. The shown values are mentioned as the typical reference

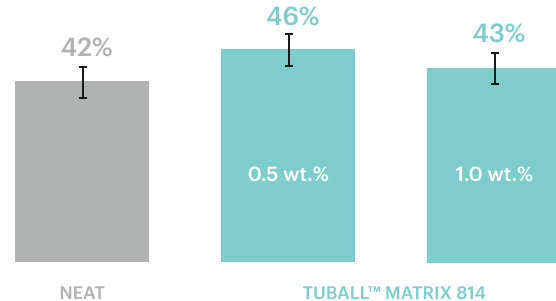


### APPLICATION EXAMPLE: CONDUCTIVE PVC-PLASTISOL

TUBALL™ MATRIX 814 provides a full range of electrical resistivity, while allowing for a wide range of colors to meet customer requirements.



TUBALL™ MATRIX 814 maintains and even improves the mechanical properties of conductive PVC-plastisol compounds.

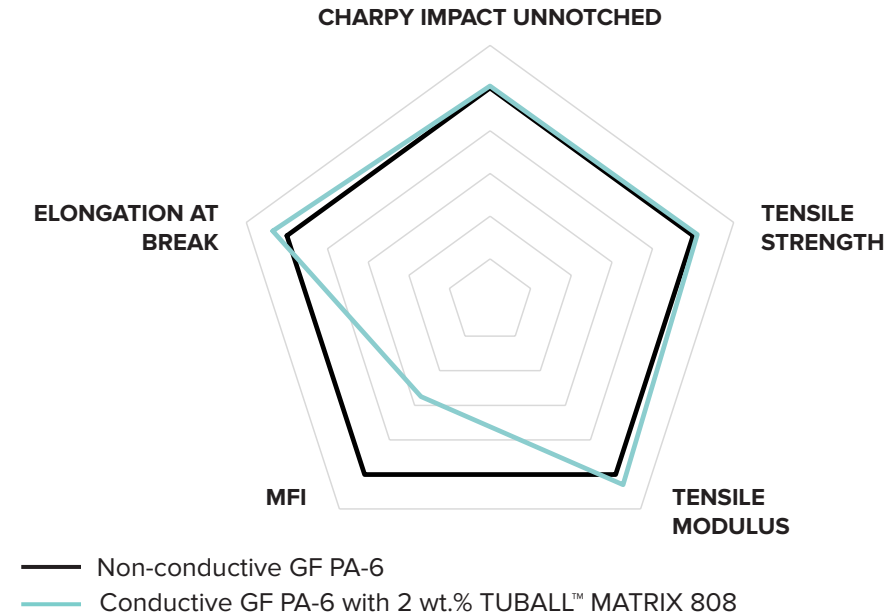


OCSiAl internal PVC plastisol formulation, ASTM D5963-04.

### APPLICATION EXAMPLE: CONDUCTIVE GLASS FIBER-FILLED POLYAMIDE

TUBALL™ MATRIX provides a full range of electrical resistivity while maintaining mechanical properties.

Surface resistivity  $10^5-10^7 \Omega/sq$  Volume resistivity  $10^3 \Omega \cdot cm$



OCSiAl internal study. Injection molded samples. Values can vary depending on processing, products and glass fiber content.

COMPANY

OCsIAI

## SAFETY INFORMATION

OCSiAl produces nanotube dispersions and concentrates to enable a simple and easy integration process. TUBALL™ MATRIX products and TUBALL™ suspension products were developed to minimize handling requirements and provide all manufacturers access to the superior performance of graphene nanotubes.

For handling and safety information please refer to the Safe Handling guide.



More at [tuball.com](https://tuball.com)

## WARRANTIES AND DISCLAIMER

The information provided by OCSiAl in this Product Catalog is for general informational purposes only and under no circumstances does it constitute an offer to enter into a binding agreement with OCSiAl.

OCSiAl makes every reasonable effort to ensure that all information in this Product Catalog is correct. However, OCSiAl makes no representation or warranty of any kind, whether express or implied, regarding the accuracy, completeness, appropriateness, or suitability of the information contained therein.

OCSiAl will not be liable for damages of any kind arising from the use of any information contained in this Product Catalog, including, but not limited to direct, indirect, incidental, punitive or consequential damages, unless otherwise specified in writing.

# O<sup>6</sup>C Si AI

OCSiAI is the world's largest manufacturer of graphene nanotubes, owning the only scalable technology capable of synthesizing them in industrial volumes.

A graphene nanotube, also known as a single wall carbon nanotube, is a rolled-up sheet of graphene possessing exceptional properties, such as high electrical and thermal conductivity, strength, and flexibility. These unique characteristics make graphene nanotubes a versatile additive with potential applications across up to 50% of global materials markets. When integrated into materials, they form a 3D reinforcing conductive network, providing a new set of properties to the final product. Advanced high-performance batteries, composites, plastics, coatings, and other materials additionally enable companies to contribute to reductions in CO<sub>2</sub> emissions at all stages of manufacturing and during usage of new products, stimulating global efforts to achieve carbon neutrality.

OCSiAI produces high-purity graphene nanotubes under the brand name TUBALL™ and accelerates the transformation process of nanotubes from the laboratory to being an industrial-scale material by simplifying their handling. The company has developed TUBALL™-formulated technologies for various applications.

TUBALL™ BATT, an ultrafine dispersion of graphene nanotubes in liquid carriers, is a ready-to-use solution designed for high-energy anodes and cathodes. OCSiAI nanotubes create long, robust electrical networks between active material particles, improving key battery characteristics, including cycle life, DCR (reduced resistance), C-rate performance, and cohesion between active battery material particles, making the battery electrodes more durable. Graphene nanotubes unlock new battery technologies, including high-silicon-content anodes, thick LFP cathodes, fast-charging graphite anodes, and more. They can be applied in

both conventional and emerging battery tech, such as a dry battery electrode coating process, and in solid-state batteries.

The TUBALL™ MATRIX nanotube concentrate product line is specifically designed for various elastomers, thermosets, and thermoplastics. It is widely used as a conductive filler to impart anti-static and ESD properties. Depending on the specific requirements, the working dosage is in the range of 0.1–1 wt.% in the final compound. TUBALL™ MATRIX is also increasingly being used as a reinforcing additive in various types of materials, enabling the production of lightweight, strong, smart, conductive, and colored products.


The company's technical support centers are located in Luxembourg, China, and Serbia. They are designed to be capable of completing the full development chain: from initial research to the fine-tuning of the application of TUBALL™ in pilot industrial lines.

TUBALL™ graphene nanotubes are authorized for use across a wide range of industries. They comply with EU-REACH and US Environmental Protection Agency regulations, allowing the commercialization of up to 100 tonnes of single wall carbon nanotubes annually in Europe and an unlimited tonnage band in the US.

Headquartered in Luxembourg, OCSiAI is represented throughout Europe, the US, South Korea, China, Hong Kong, Canada, Mexico, Malaysia, Taiwan, Japan, India, and Serbia. OCSiAI collaborates with more than 1,500 companies in over 50 countries worldwide and enjoys a network of 25 distributors.



**200+ PEOPLE**  
**30+ SCIENTISTS**  
**1 DREAM**



## CONTACT YOUR LOCAL DISTRIBUTOR TO ORDER A SAMPLE AND OBTAIN TECHNICAL/SAFETY DATA SHEETS

### ASIA

#### KOREA

11F, 254-8 Gongdeok-dong,  
Mapo-gu, Seoul  
04212, Korea  
+82 32 260 0407  
asiapacific@ocsial.com

#### HONG KONG

Room 1102, 11/F, Lippo Sun  
Plaza, 28, Canton Road,  
Tsim Sha Tsui, Kowloon,  
Hong Kong  
+852 3575 3946

#### CHINA

Room 1509, Pengrunda  
Commercial Plaza, No.  
3368 Houhaibin Road,  
Nanshan District, Shenzhen,  
Guangdong, China  
+86 755 867 00059

Ground floor, Unit 4,  
Building 7, No.160, Basheng  
Road, Pudong district,  
Shanghai, China  
+86 135 9012 5295

china@ocsial.com

### JAPAN

Tokyo, Japan  
070-1421-0331  
japan@ocsial.com

### INDIA

Shivam centrium, Sahar road,  
Koldongri, Andheri East,  
Mumbai, 400 069, India  
+91 22 6288 4200  
india@ocsial.com

### EUROPE

#### LUXEMBOURG

1 Rue de la Poudrerie,  
L-3364, Leudelange,  
Grand Duchy of Luxembourg  
+352 27990373  
europe@ocsial.com

#### SERBIA

Balkanska 21, Belgrade, Serbia  
+381 692083170  
balkan@ocsial.com

### NORTH & SOUTH AMERICA

#### USA

950 Taylor Station Road,  
Suite #W, Gahanna,  
OH 43230, USA  
+1 415 906 5271  
usa@ocsial.com

# Confidentiality notice and disclaimer

This document, presentation or other material (this “document”) is for information purposes only and is being provided to assist interested parties in making their own evaluation with respect to OCSiAI Group S.A. (“OCSiAI”), and for no other purpose. The information and statements contained in this document are based on information believed by OCSiAI to be reliable, but OCSiAI makes no representation or warranty as to the accuracy of such information or that circumstances have not changed since the date such information was supplied to OCSiAI. The information contained in this document does not purport to contain all of the information that may be necessary to make a full analysis of OCSiAI or the subject matter of this document. To the extent this document represents in whole or in part an analysis or summary of facts, such facts have not been independently verified by OCSiAI or any other person. The information contained herein is subject to updating, completion, revision and amendment, but OCSiAI does not undertake to you to update, complete or revise this document. You are not to construe the information, or any prior or subsequent communications from or with OCSiAI or its representatives, as investment, legal or tax advice. You are invited to ask questions of OCSiAI and to request additional information to the extent deemed necessary by you in order to verify the accuracy of the information contained in this document and you should make your own evaluation of OCSiAI and of the relevance and adequacy of the information herein and should consult with your own legal, business, technical, investment and tax advisers. You are solely responsible for your own assessment of OCSiAI and that you are solely responsible for conducting your own analysis and for forming your own view of the potential future performance of OCSiAI’s business and prospects.

## **Jurisdiction Specific Disclaimer**

**UK:** The content of this document has not been approved by an authorized person within the meaning of the Financial Services and Markets Act 2000 (the “Act”). Reliance on this document for the purpose of engaging in investment activity may expose an individual to a significant risk of losing all of the property or other assets invested. No reliance may be placed for any purpose whatsoever on the information contained in this document and/or opinions therein. This document is exempt from the general restriction (in section 21 of the Act) on the communication of invitations or inducements to engage in investment activity on the grounds that it is made to: (a) persons who have professional experience in matters relating to investments who fall within Article 19(1) of the Financial Services and Markets Act 2000 (Financial Promotion) Order 2005 (the “Order”); or (b) high net worth entities and other persons to whom it may otherwise lawfully be communicated, falling within Article 49(1) of the Order (all such persons together being referred to as “relevant persons”). Any person who is not a relevant person should not rely on this document or any of its contents and all persons (whether relevant persons or otherwise) are recommended to seek their own independent financial advice from a person authorized for the purposes of the Act before engaging in any investment activity involving OCSiAI securities.

**USA:** Neither the United States Securities and Exchange Commission nor any securities regulatory body of any state or other jurisdiction of the United States, nor any securities regulatory body of any other country or subdivision thereof, has passed on the accuracy or adequacy of the information or any of the contents contained within this document. Any representation to the contrary is unlawful. This document is directed only at persons that are (A) institutional “accredited investors” within the meaning of Rule 501(a) under the U.S. Securities Act of 1933, as amended (the “U.S. Securities Act”) or “qualified institutional buyers” (“QIBs”) as defined in Rule 144A under the U.S. Securities Act and (B) “institutional accounts” within the meaning of Rule 4512(c) adopted by the Financial Industry Regulatory Authority. This document does not constitute (i) a solicitation of a proxy, consent or authorization with respect to any securities or (ii) an offer to sell or the solicitation of an offer to buy any securities, or a solicitation of any vote or approval, nor shall there be any sale of securities in any jurisdiction in which such offer, solicitation or sale would be unlawful prior to registration or qualification under the securities laws of any such jurisdiction. No offering of securities shall be made except by means of a prospectus meeting the requirements of the U.S. Securities Act.

**EU:** This document is being distributed to, and is directed only at, persons in member states of the European Economic Area (“EEA”) who are “professional investors” within the meaning of part I and II of Annex II of the Markets in Financial Instruments Directive 2004/39/EC (“professional investors”). If you receive this document in the EEA, you will be deemed to have represented and agreed that you are a professional investor. You will also be deemed to have represented and agreed that you have not received this document on behalf of persons in the EEA other than professional investors. Any person in the EEA who is not a professional investor should not act or rely on this document or any of its contents.

**China:** Neither the China Securities Regulatory Commission, People's Bank of China, nor any authorized independent auditor in China has passed on the accuracy or adequacy of the information or any of the contents contained within this document. Any representation to the contrary is unlawful.

## **No Offer**

The information set out in this document has been produced by OCSiAI and is being made available to you for general information purposes only. This document and the information provided within it does not constitute, nor is it intended to be, an offer to sell, or an invitation to subscribe for, or purchase, any securities in OCSiAI. In the event OCSiAI makes an offer of its securities in the future, the terms and conditions of such offer and OCSiAI’s obligations in connection therewith will be set forth in and governed by a written subscription agreement and related documents and certifications to be entered into by each prospective investor at that time. The information and all statements made within this document are qualified, in their entirety, by reference to any subscription agreement and related documents and certifications made in connection with any such future offer of securities.

## **Special Note Regarding Forward-Looking Statements**

Certain statements contained in this document constitute forward-looking statements relating to, without limitation, the business, financial performance and results of OCSiAI and/or the industry in which it operates. Forward-looking statements are statements, regarding OCSiAI’s strategy, future operations, financial position, estimated revenues or losses, projected costs, prospects, plans and objectives of management and other statements about future events that are based on current expectations and assumptions and, as a result, are subject to risks and uncertainties. When used in this document, the words “may,” “will,” “should,” “could,” “plan,” “anticipate,” “believe,” “intend,” “forecast,” “estimate,” “expect,” “project” and similar expressions are intended to identify forward-looking statements, although not all forward-looking statements contain such identifying words. All forward-looking information and statements are based on the current estimates and projections of OCSiAI or assumptions based on information currently available to OCSiAI. Although OCSiAI believes that its plans, intentions, and expectations reflected in or suggested by such forward-looking statements are reasonable, there can be no assurance that such plans, intentions or expectations will prove to be correct, and you should not place undue reliance on these forward-looking statements.

## **No warranties; Limitation of liability**

No representation or warranty (express or implied) is made as to, and no reliance should be placed on, the information contained in this document including, without limitation, any projections, estimates, targets and opinions, contained herein. To the fullest extent permitted by law, in no circumstances will OCSiAI, or any of its respective subsidiaries, shareholders, affiliates, representatives, partners, directors, officers, employees, advisers or agents be responsible or liable for any direct, indirect or consequential loss or loss of profit arising from the use of this document, its contents, its omissions, reliance on the information contained within it, or on opinions communicated in relation thereto or otherwise arising in connection therewith.

tuball.com